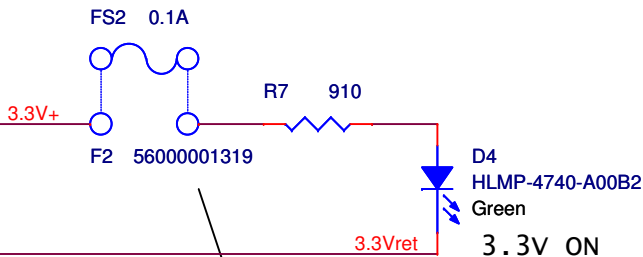
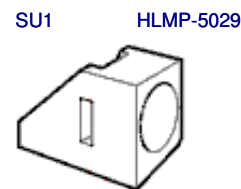
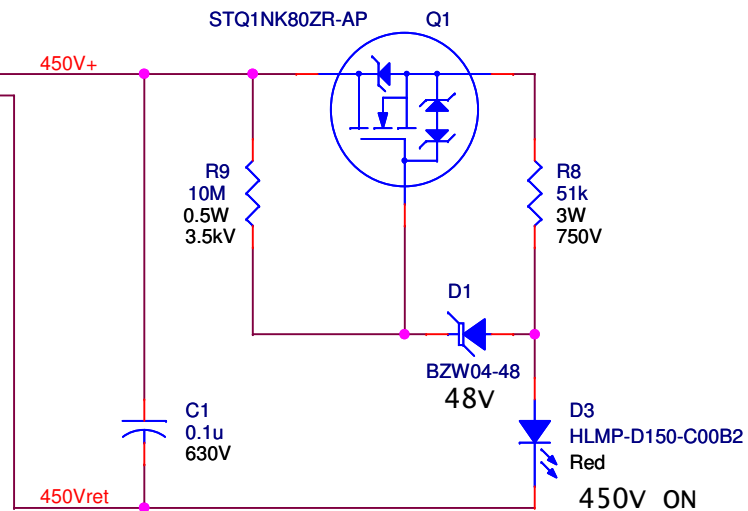


Size 3.3V+ & 3.3Vret traces to handle up to 0.2A

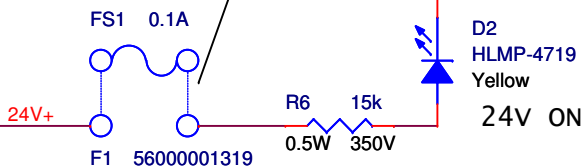


Place all fuse clips as close as possible to backplane conn (J1)

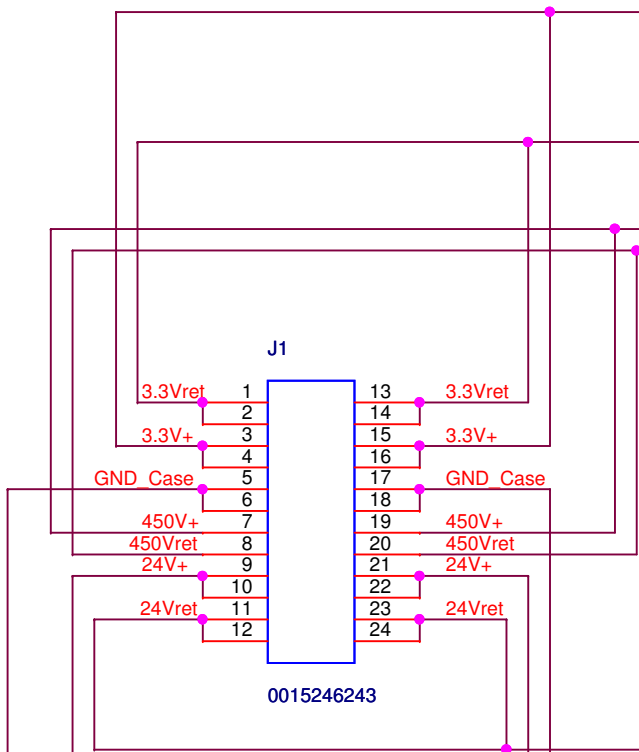
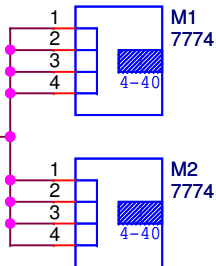


Combine Yellow LED with SU1 to create Right Angle version that is same as other LEDs.

Size 24V+ & 24Vret traces to handle up to 0.2A



Front Panel Mounting Brackets



University of Virginia Physics Dept. 382 McCormick Rd, Charlottesville, VA 22904		
Title PDB Indicator Card for NOvA Project		
Size A	Drawn By Stephen Goadhouse, 434-982-5594, sgd6h@virginia.edu	Rev 3.1
Date: Tuesday, January 19, 2010	Sheet 1	of 1